



# ***CADViewer JS***

## ***CADViewer JS – Description***

***CADViewer JS*** is the new viewing and visualization component from Tailor Made Software. *CADViewer JS* uses SVG and JavaScript to display and manipulate graphics and integrates with browsers on all platforms, including mobile platforms such as iPad, iPhone (iOS), Android and Windows Phone OS.

**Supported browsers:** All major current browsers including Firefox, Chrome, IE, Safari, and others.

**Supported platforms - client side:**

Viewing, Redlining and Space Management (creation): Windows, Linux, Mac.

Viewing and Space Management (display): iOS (iPad, iPhone), Android and Windows Phone

**Supported platforms – server side:**

Windows and Linux.

***CADViewer JS*** supports a number of formats. Vector formats like AutoCAD files are supported via on-the-fly or one-time server-based conversion to SVG and JavaScript. SVG and raster formats are loaded directly into the *CADViewer JS* web client.

**Supported file formats:**

**AutoCAD:** DWG, DXF, DWF

**W3C:** SVG, SVGZ

**Raster:** PNG, JPG, GIF

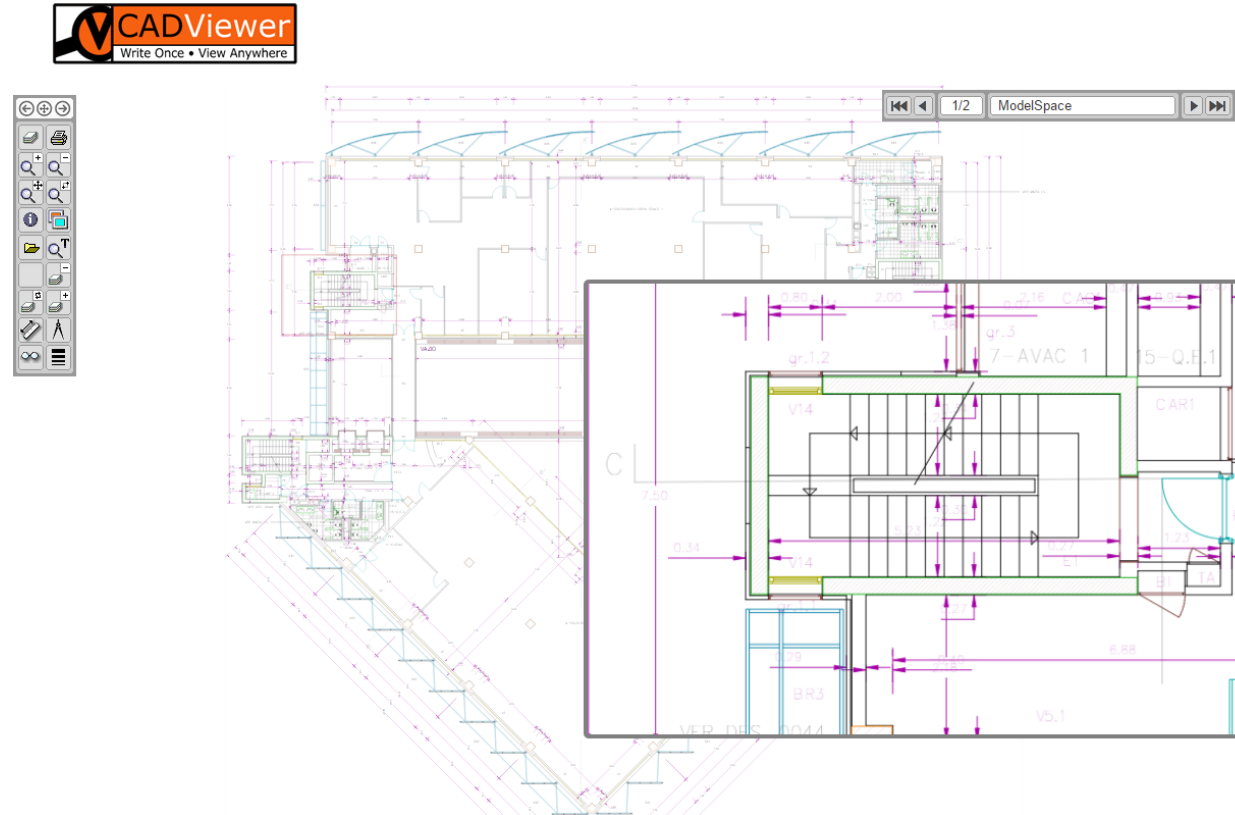
**Acrobat:** PDF

Like most of today's applications that run the web, ***CADViewer JS*** is written in JavaScript and integrates well with today's backbone technologies like Node, Angular and Bootstrap. *CADViewer JS* can run securely under https and will integrate with more advanced security implementations. The complete script library, excluding industry-standard dependent libraries such as jQuery, is around 500kb.

Due to *CADViewer JS*'s integration with today's web standards, many drawing items such as layer, line style and thickness, color, background color, etc. can be defined using Cascading Style Sheets (CSS) or interactively using JavaScript as a supplement to the high-level *CADViewer JS* JavaScript functional API.

Current users of Tailor Made Software visualization component ***CADViewer Pro*** can easily upgrade to ***CADViewer JS*** allowing them to remove the dependency on Java entirely and to have visualization software based on the most recent web development tools.

## CADViewer JS functional interface – Viewing and Drawing Interaction



**CADViewer JS** display and drawing interaction:

**Advanced Layer Controls:** Layer List interface including Layer Sorting and Layer On/Off, Layer Swap and All Layers on. Users can interactively turn layers on and off with their mouse in drawing, methods for Layer Off, Layer Swap and All Layers On(? – not sure about including that).

**Advanced Text Search:** Users can search on individual text strings in the drawing, including highlighting of the string, automatic zooming to the object and “next” search to loop through repeated instances of the string.

**Measurement and Calibration:** If originating drawing has a unit matrix defined measurement can be done directly, alternatively the calibrate method are used to set unit and distances in the drawing prior to measurement.

**Print:** High resolution print.

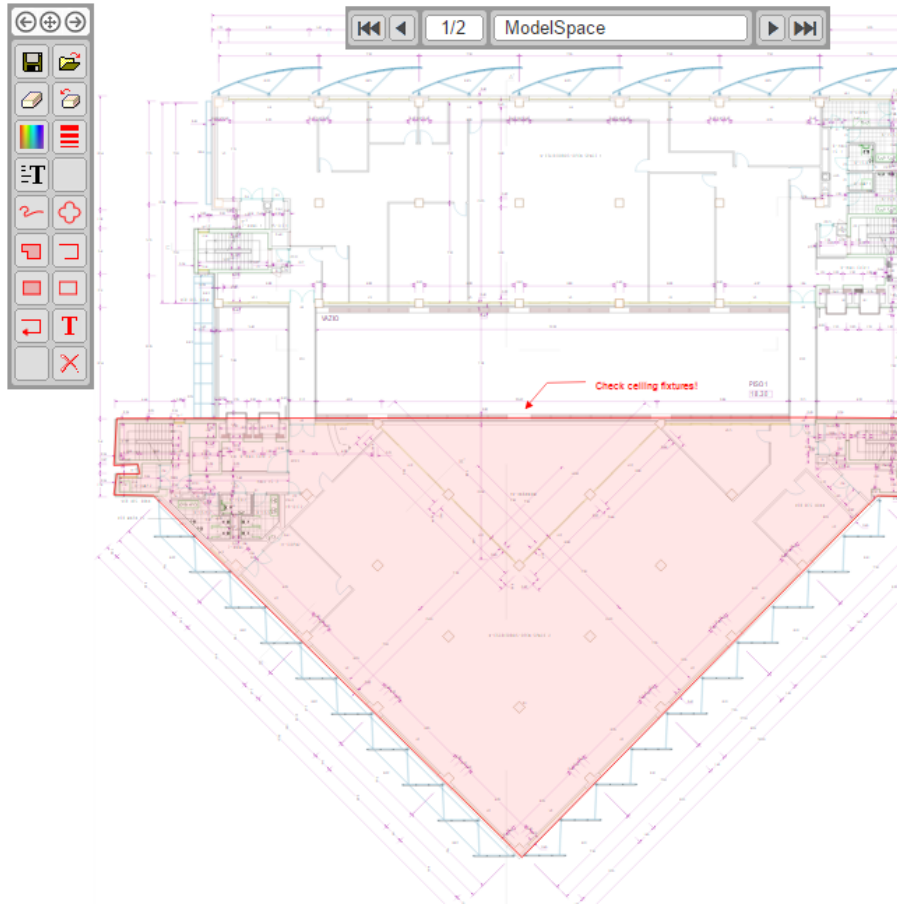
**Birds-Eye:** Magnification of the part of the drawings around the mouse for easy display of drawing details while still showing the overview drawing.

**Line thickness adjustment:** User controlled setting of thickness.

**Background color:** User controlled setting of background color.

**Files:** File load via external application, embedded in web-page or through file-loader modal.

## CADViewer JS functional interface - Redlining



**CADViewer JS** redlining controls:

**User privileges:** API commands for setting user privileges at load. A given set of users can have their created redlines hidden on load or locked for editing on load.

**User settings:** API command for setting user name, user ID and creation time on creation

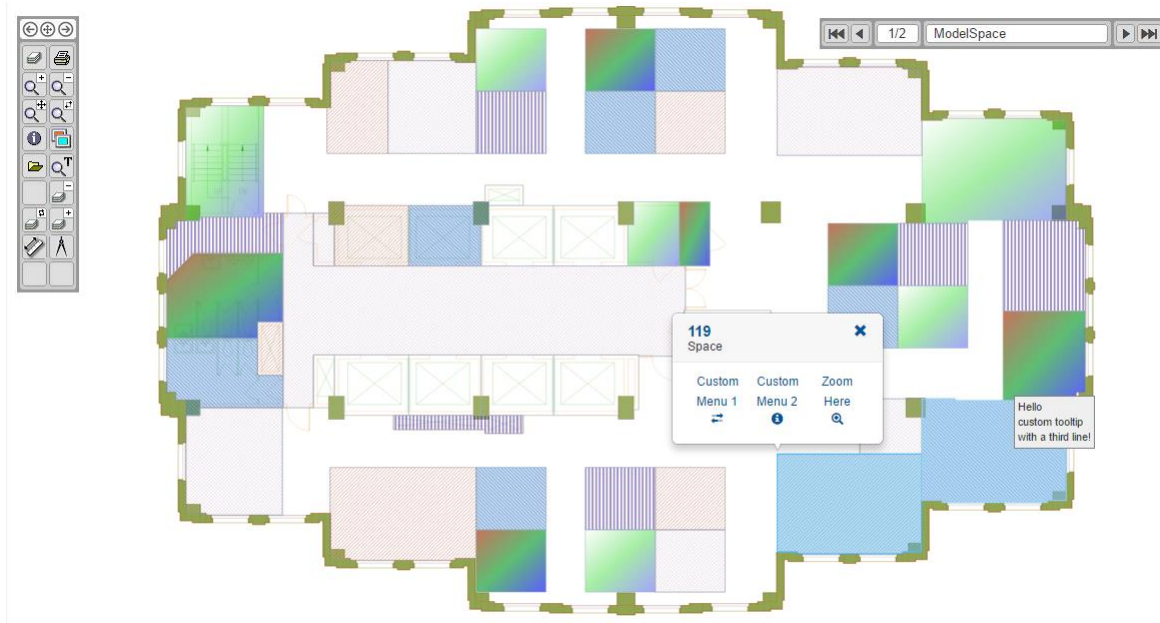
**Redlines Save/Load:** Redline load/save via external application, embedded in web-page or through file-loader modal.

**Redline creation commands:** Redline creation commands such as filled polygons, cloud, text, arrow and sticky notes.

**Redline creation tools:** Support tools such as color, line thickness, delete and clear drawing.

**Redline display:** Redlines are associated on a per-page basis in a multipage drawing, additionally on mouse-over redlines displays the user name.

## CADViewer JS functional interface – Space Management



**CADViewer JS** space management:

**Setting up objects for highlight:** Tailor Made Software’s AutoXchange converter can automatically combine room layers with id layers creating logical entities that can be manipulated via the API.

**Dynamic Highlight:** API commands for setting colors and hatch type of objects

**Functional Interaction:** API commands to set up user modals. Used to create a fully functional response when selecting or clicking on a space object.

**Dynamic Labels:** API commands to custom set labels on any space and control their settings, display status and style (CSS).

**Dynamic Tooltips:** API commands to custom set tooltips on any space.

### Contact:

Please contact us for further product information:

Inquiries: [internationalsales@tailormade.com](mailto:internationalsales@tailormade.com)  
 Developers: [developer@tailormade.com](mailto:developer@tailormade.com)  
 Web: [www.tailormade.com](http://www.tailormade.com), [www.cadviewer.com](http://www.cadviewer.com)

Address: **Tailor Made Software, Ltd.**  
 11905 SE 277th St, Kent, WA 98030, USA