ITEM	QTY	PART NO.	DESCRIPTION
1	1	SEE TABLE	HEAD – REAR, ON DWG. 132-D-02382
2	1	80-B-224	RING SECTION
3	1	SEE TABLE	RING, REAR HEAD
4	1	59-A-1759	PLATE, REINFORCING
5	4	51-239	TREE ANCHOR, 15" LONG OVERALL
6	1	261-325	BAFFLE ASSY, RH
7	14	SEE TABLE	LUG, HEAD (103-A-107)
8	1	57-A-1199	PIPE, SIGHT HOLE
9	1	868-765	BOLT, MACH, SQ. HD, 1-1/4"-7UNC-2A X 10" LG.
10	1	57-A-1830	PIPE – AIR LINE
11	9	841-1419	ANCHOR – REFRACTORY – 6" LG. (SEE NOTE 4)
12	4	841-1420	ANCHOR – REFRACTORY – 7" LG. (SEE NOTE 4)
13	–	SEE TABLE	RING, 1/8" x 3" ROLLED TO 12" ID.
14	–	SEE TABLE	BAR, MOUNTING
15	–	SEE TABLE	CAPSCREW, HEX, HD. 3/8"-16 UNC-2A X 1-1/2" LG.
16	1	868-1113	CARRIAGE BOLT 3/4"-10 X 2-1/2" LG.
17	1	118A3514	INSTALL., VENDOR SERIAL NO. TAG.
18	1	57-00901	SIZED PIPE, 4" X 2" LG SA53B SCH 40
19	1	261-326	BAFFLE ASSY,LH

ASSY NO. 132-02382 FLAT T.S W/O DOOR			ASSY NO. 132-02383 FLAT T.S W/ 12" DOOR			ASSY NO. 132-02432 FLG'D T.S W/O DOOR			ASSY NO. 132-02433 FLG'D T.S W/ 12" DOOR		
ITEM	QTY	PART NO.	ITEM	QTY	PART NO.	ITEM	QTY	PART NO.	ITEM	QTY	PART NO.
1	1	132-823	1	1	132-778	1	1	132-823	1	1	132-778
3	1	80-A-643	3	1	80-A-643	3	1	80-A-563	3	1	80-A-563
7	14	103-361	7	14	103-361	7	14	103-107	7	14	103-107
13	–	NOT USED	13	1	80-854	13	–	NOT USED	13	1	80-854
14	–	NOT USED	14	1	4-A-26	14	–	NOT USED	14	1	4-A-26
15	–	NOT USED	15	6	868-158	15	–	NOT USED	15	6	868-158

ASSY NO. 132-2382 & 2383 FLAT T.S.		ASSY NO. 132-2432 & 2433 FLG'D T.S.	
DIMN "A"	DIMN "B"	DIMN "A"	DIMN "B"
76-1/4" ID.	84-1/4" OD	76-1/8" ID.	83-1/8" OD
CHORD LENGTH*		CHORD LENGTH*	
11-1/4"	8-1/32"	11-1/4"	7-15/16"
22-1/2"	16"	22-1/2"	15-13/16"

*CHORD MEASURED ON BOLT HOLE ℄

NOTE:
1. ALL HOLES AND EDGES MUST BE DE-BURRED.
2. INSTALL TEMPORARY 2" PIPE CAP (858-66) TO PROTECT PIPE THREADS DURING TRANSIT.
3. DRAIN HOLES MAY BE PLUGGED IN FIELD WITH 1/4"TYPE B TAPPING SCREW.
4. SEE STEEL ANCHOR COATING DETAIL.

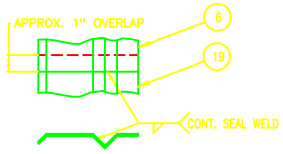

VIEW "D-D"

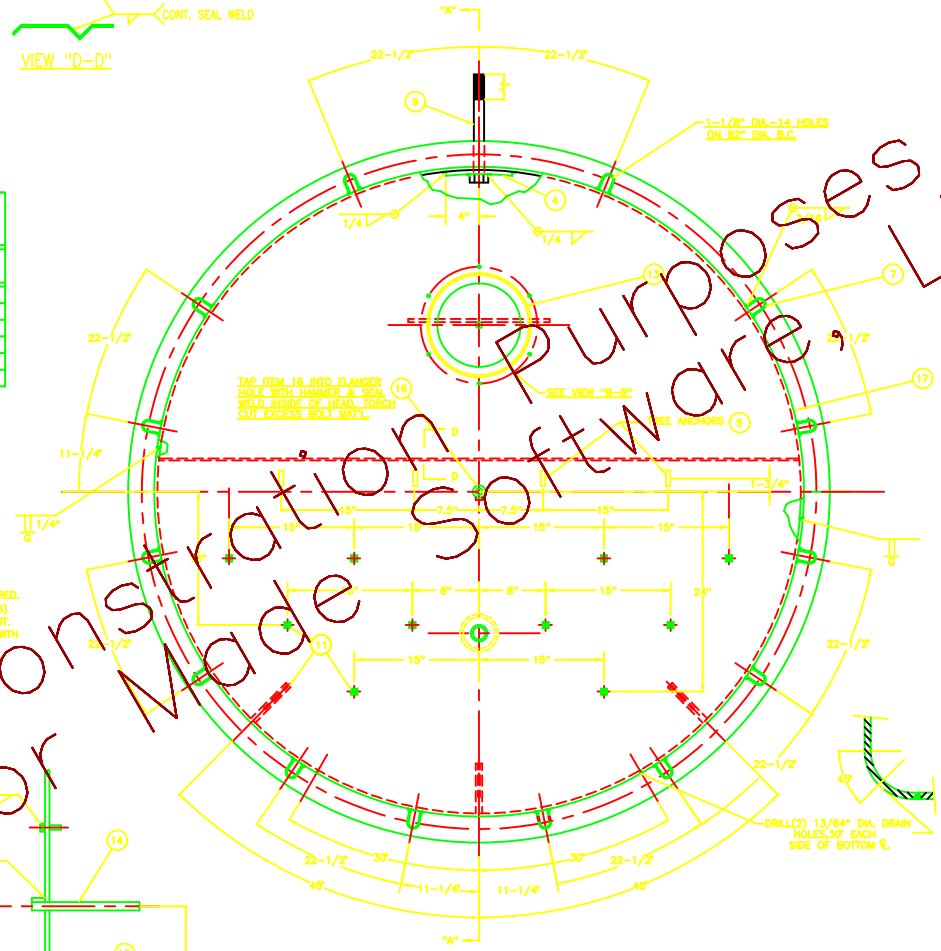

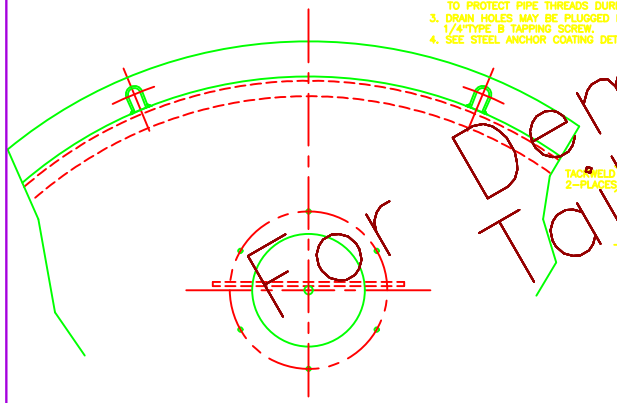

VIEW "B-B"
FOR ASS'Y 132-02383 & 132-2433

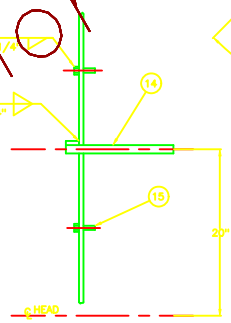

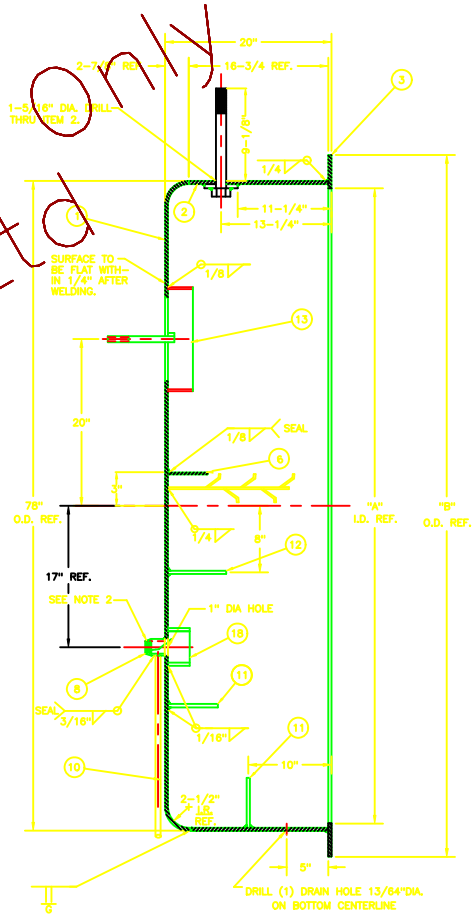

SECTION"A-A"

For Demonstration Purposes Only
Tailor Made Software, Ltd

THIS DRAWING IS PROPERTY OF CLEAVER-BROOKS, INC.
IT IS SUBJECT TO CHANGE WITHOUT NOTICE, AND IS NOT TO BE COPIED OR USED IN ANY WAY DETRIMENTAL TO THE COMPANY.

REVISIONS

	EN# 35097-JJ		
	DATE		
01	6/03/04	DH	PICTORIALLY ADDED ITM #11 ON BOTTOM C.L. EN#38385-A
02	2/22/06	DRP	ADDED 45° DIM 2 PLACES EN#38676-JJ
03	9/30/13	AJK	ADDED DIMENSIONS FOR ITEM #11 FOR BOTH ROWS. EN#41637-EE

ALL MATERIAL SIZES ON BILL OF MATERIAL ARE FOR REFERENCE ONLY. DRAWING DIMENSIONS MUST BE FOLLOWED.
TOLERANCE, UNLESS OTHERWISE SPECIFIED:
FRACTIONAL ± 1/32 DECIMAL ±
HOLE LOCATIONS ± ANGLES ± 1°
DRILLED, PUNCHED OR SLOTTED HOLES ± .010

SHT 01 OF 01

USED ON 78" CB/LE

SCALE NO SCALE
DATE 1/12/04
DRAWN W. MAY
SIZE D

Cleaver-Brooks

HEAD-REAR-78" DIA. CB/LE FOR FLAT & FLG'D REAR TUBE SHEET

DRWG. NO. 132 02382 03